



Bringing the Written Word to the World

CONTENTS

Bible Correspondence Program for Spanish Readers Begins

A Workbook for Bible Stories in Pictures

Bible Stories in Pictures - Published in Portuguese!

On Using Pictures for Bible Storying


“Ee-Taow!”

The Spanish program has now begun under the direction of Spanish Publications Director, Gonzalo Delgadillo. Like the programs in Nepal and Pakistan, the Spanish program also uses the *Bible Teachings Series*. This series in turn was adapted from the Prison Ministry books. Vice President for Mission and Ministry, Rev. Wayne Mueller, reports that the 41,000 prisoners in the United States who have been touched by the books make the WELS Prison Ministry the largest prison ministry in the world – to our knowledge. Eight of the *Bible Teachings Series* books have been published in Spanish, three more are about to be published and four more volumes are under development.

To date 39 people have received the first book in the Spanish course. Adriana Leon, who lives in Bogotá, Colombia is the first student to complete a Bible correspondence booklet. After finishing the book, entitled *Jesus the Christ*, Adriana wrote, “The course is a friendly and clear way to learn about Jesus’ life. The reference to Bible texts encouraged me to study the Bible. ... It is interesting to be able to go to the Bible guided by the comments in the book, and it helped me to understand Bible teachings. The course produced tangible effects on my life. For me it was really an opportunity to recall and clarify ideas and messages related to Jesus’ work.” Adriana attended our church service in Bogotá last Sunday.

By the end of 2006, 5,493 students were enrolled in Bible correspondence programs in Pakistan and Nepal. Although we are not sure whether the *Bible Teachings Series* books will be used in a correspondence program or for small group study, we do know that the Lutheran Church Missouri Synod field in Kazakhstan is translating several volumes into Russian. Those volumes are being theologically edited by our field in Novosibirsk, Russia.

We are grateful to the Antioch Foundation for grants in the amount of \$35,700 that will support the development of the Bible Correspondence Program in Spanish, the workshop in Nepal, and the publication of more volumes of the *Bible Teachings Series*.



ISSUE NUMBER 43

MARCH, 2007

A quarterly newsletter
distributed by
Multi-Language Publications
of the Wisconsin Evangelical
Lutheran Synod.

Editor
Rev. Paul Hartman
<paulhartman@mlpwels.com>
Layout Assistant
Michele Pfeifer

Multi-Language Publications
2500 George Dieter Drive
El Paso, TX 79936
Phone: (915) 857-5852
1-800-876-1388
Fax: (915) 857-7644
Email: orders@mlpstore.com

A Workbook for Bible Stories in Pictures - Two Levels Completed!



Mrs. Beth Flunker is creating a workbook for *Bible Stories in Pictures*. The workbook will be written for three age-levels. The first two levels have been completed. Each of those lessons has three pages to help the children review the lesson and apply it to their lives. The lessons also helps the children consider a specific issue that may occur in their family life for which the lesson can provide an answer.

Mrs. Flunker plans to finish the third and final level by the end of this year. Concerning this level, Mrs. Flunker writes:


The approach we decided on was to make lessons in which each page was a different type of activity, some more difficult than others. Our hope is to give the teachers a variety of material to work with, depending on the type of situation they are in. For instance, a typical WELS 7th-8th grade class might use all of the material. According to our son Tim, many of his groups would use the first page, which is very literal, and he would use material from the other pages orally, perhaps also printing out the third page for the students. We divided the activities into pages, so that the teacher would not have to cut and paste, that being time-consuming, and could simply print out pages.

We would offer the lessons in .doc format, as well as .pdf, because often a .doc opened in another version of Word or OpenOffice loses some of its formatting. It is our intention to do an answer sheet instead of teacher's guide, but give some general hints to teachers on the side.



The Flunkers' son, Tim, is a missionary to Hispanic-Americans living in northern Wisconsin. Mrs. Flunker's husband, Charles, is a missionary in Dourados, Brazil. A sample of the first lesson of level three is included in this issue. For more information about the first two levels, see the December, 2004 issue (Number 34). That issue is available on line at www.mlpwels.com.

Bible Stories in Pictures - Published in Portuguese!



The Portuguese edition of *Bible Stories in Pictures* has been published. About 3,000 copies of this colorful book are being shipped to Brazil and Malawi in Central Africa. Copies are also being sent to Pastor Villares in Portugal. The books sent to Central Africa will help support new outreach efforts in neighboring Mozambique. The 92 stories in this 378-page book are now available in eight languages: Albanian, English, Hindi, Portuguese, Russian, Spanish, Swedish, and Telugu. Work continues on the Indonesian and Thai editions.

We wish to thank the Martin Luther St. Louis Endowment Fund, for their continuing support for the *Bible Stories in Pictures* publications, and the Lutheran Women's Missionary Society, which at the 43rd Convention donated half of its closing service offering to the Portuguese edition.

In the Beginning Genesis 1:1-25; 2:4-6



Where did this world come from? How did it come into being? Is there a God? What's he like? When did he begin? These are questions that all peoples have asked over the centuries. We can try to guess at the answers, as many people have, or we can go right to God and ask him, "How did this world begin? Who are you, God?"

What God says:

Read the first story in your textbook, Bible Stories in Pictures, from pages 1 - 4. Complete the following exercises as you read, or after you finish reading.

1. In the beginning _____ made the heavens and the earth.
2. The earth was without form and _____.
3. God said that there should be _____, and the light came into existence.
4. That first day of the world had an evening and a _____.
5. On the second day God made the _____ to separate the water under from the water above.
6. On the third day, God called the _____ together in one place and _____ appeared.
7. Then God told the earth to produce all kinds of _____.
8. On the fourth day God said that _____ should appear in the sky.
9. The lights were the _____, _____, and _____.
10. On the fifth day God caused _____ to appear in the water and _____ to fly in the air.
11. God told the creatures to _____.
12. On the sixth day God called into being all kinds of _____.
13. God saw that everything he had made was _____.

In the Beginning Genesis 1:1-25; 2:4-6

Others write about the creation of our God:

The First Article of the Creed deals with who God is and what he does. We will come back to this Article from time to time to understand it all.

I believe in God the Father Almighty, Maker of heaven and earth.

What does this mean?

I believe that God made me and every creature and that he gave me my body and soul, eyes, ears and all my members, my mind and all my abilities.

And I believe that God still preserves me by richly and daily providing clothing and shoes, food and drink, house and home, wife, children, land, cattle and all I own, and all that I need to keep my body and life, and by defending me against all danger and guarding and protecting me from all evil.

All this God does only because he is my good and merciful Father in heaven, and not because I have earned or deserved it. For all this I ought to thank and praise, to serve and obey him. This is most certainly true.

Hymn 261 (CW)

We sing the almighty power of God
Who made the mountains rise,
Who spread the flowing seas abroad
And built the lofty skies.

We sing the wisdom that ordained
The sun to rule by day.
The moon shines, too, at his command
And all the stars obey.

We sing the goodness of the Lord
Who fills the earth with food,
Who formed the creatures by a word
And then pronounced them good.

Lord, how your wonders are displayed
Each time we turn our eyes
To view the ground on which we tread
Or gaze upon the skies!

There's not a plant or flower below
But makes your glories known,
And clouds arise and tempests blow
By order from your throne.

On you each moment we depend.
If you withdraw, we die.
Oh, may we never God offend
Who is forever nigh!

Talking to God:

Dear God, Creator of the universe, I am awed by your power and wisdom! How wonderful is the world you have created! Everything has a purpose, and all continues to function in the order that you created it. Thank you for making this world. As I go about in it, help me to see your hand of creation, and to praise you for your mighty works. Remind me to care for the world in which I live, and not waste or abuse your creation. Most of all, lead me to learn more about you, the all-powerful God, so that I trust in you for all things. Amen.

On Using Pictures for Bible Storying By J.O. Terry




While we have moved away from the widespread use of teaching pictures due to local cost where large-scale training is being done, I still like to use them as it is important to have visual input as well as hearing the stories. For many of these

people that I shared the Bible stories among, there was great interest in the pictures. After we told each story and displayed the accompanying pictures, the listeners would come up close to study the pictures and often to touch them much as a child would do. When teaching a sequence of stories we hung the pictures on a line across the teaching area, adding a picture or two with each story. Then after stopping for tea or meal breaks, we would go back and review earlier stories quickly as we walked from picture to picture to focus on the continuity of the story.

Also as I have shared in many training sessions I noted that many reticent Bible storyers, if they had a set of pictures to use, would be much bolder in their teaching. For young men who were "too young" to teach older men, if they had a set of the pictures which the older men did not, then the older men would allow the younger men to teach them. Also for illiterate Bible women a set of pictures that we would make up for each helped to cue them as which story to tell next. When the Bible women saw the picture it helped them to recall the story. And it gave them a book that could be used with the listeners much like a picture book is used with children while telling the stories.

The artwork in the books you shared with me (also in the CD's) is very clear and easy to appreciate. One of my favorite sets has been the Catholic pictures from Bangalore. (National Biblical Catechetical and Liturgical Centre, Post Bag 8426, Bangalore 560 084 INDIA) These are 18 x 23 inches and called biblical wall posters. There are 140 in the whole set with around 80 OT and 60 NT pictures. The pictures are contextualized, which some folks don't like, but the people where I used them were very comfortable with the pictures and

could readily identify with the pictures. I had bought a book at a Christian bookstore in Pakistan that had these same color pictures in a small format.



The artwork we shared with Mr. Terry is the *Bible History Illustrations*. To date, 32 mission fields in fellowship with the WELS have requested 581 sets of the illustrations, printed in poster-size.

J.O. Terry was the presenter at a workshop on Bible Storying held at Wisconsin Lutheran Seminary in August 2005. Write him at biblestorying@sbcglobal.net to receive his newsletter. He is part of the Southern Baptist Convention.



**Visit us online at:
www.mlpwels.com**

"Ee-Taow!" Review by Daniel Dexter

In the mid-80's, a man named Mark Zook and his family left their life in Pennsylvania to share the gospel where Christ was not known. They were commissioned to preach the Good News in Papua New Guinea. Deep in the jungle they settled with a tribe called the Mouk. Zook spent about two years learning the culture and language of the Mouk. Then he began to teach them God's plan of salvation. The whole village would gather twice a day, five days a week, as Zook taught the Old Testament stories chronologically. After two months of teaching Zook came to the New Testament and introduced the Mouk to Jesus. The Mouk loved Jesus. God in the flesh, full of compassion—He was their hero! Then they were confronted with the same harsh reality as those



Daniel Dexter

first disciples. This Jesus would suffer and die? Zook portrayed this for the Mouk, as he did all the stories, by having some of the villagers act it out. There were not a few tears among the Mouk as they saw their precious Jesus crucified. But then the elating victory of the resurrection!

At this point Zook pointed them back to the Old Testament sacrifices. By the Spirit's power, the Mouk began to see the connection. This Jesus was the fulfillment of all those Old Testament sacrifices! He came to bear their sin and take it away, forever, by this once for all sacrifice! 'Ee-Taow!' exclaimed a new believer as he professed his faith in Jesus as his substitute. 'Ee-Taow!' shouted another...and then another...and many others as they added their confessions of faith in the sin-bearer. Suddenly the whole village of 300-plus souls erupted into shouting, jumping, celebrating, for the darkness of superstition and sorcery was broken by the light of salvation! We will see many Mouk in heaven! 'Ee-Taow!'—'It is true!'

But there is more to the story. Seizing the opportunity of the moment, Zook asked the rejoicing Mouk who would go and share this life-giving news with the neighboring villages. The Mouk became quiet. One leader stepped forward and said that they would like to, but they didn't know how. Zook said he would teach them to share the stories with others. And the Mouk immediately went back to their rejoicing!

By the fourth village, the Mouk were teaching everything by themselves. The scene was the same as at the first village: Some confessed, others joined in, and many erupted with the joy of forgiveness. But there was one difference. The cheering turned to crying as these people thought about their ancestors who had died without this hope in Jesus. But again they turned to rejoicing, thankful that this good news of forgiveness and eternal life had come to them.

This story of the missionary, the Mouk, and the message that forever changed them is chronicled in *Ee-Taow—The Mouk Story and The Next Chapter*. This DVD is available from New Tribes Mission at www.ntm.org.

When someone told me about this DVD and described the scenes, I had two queries. First I wondered if the testimony scenes would be marred by decision theology. Not at all. The testimonies do not come in response to an emotionally- or psychologically-prodded decision-theology. They are the fruit of the gospel. Also I wondered if those celebratory scenes would be in the vein of the very questionable charismatic movement. But no, this does not come off as contrived charismata, but again, as the fruit of the gospel. Not that this is the measure of it, but I must admit that it has brought me to tears every time I've seen it, tears of the joy of the gospel when we see the Mouk people confessing their faith and rejoicing in liberation from sin and death and hell. And the people I've watched it with, they too have shed those tears.

I think this video is a 'must' for every evangelism committee. It can be used in a congregational setting too. Perhaps it could take the place of a Bible study, especially on an evangelism-themed Sunday, watching it and then discussing it with the Great Commission. Whatever the setting, it would be a great blessing for your flock to see this. In the end, it seems the Mouk teach us a thing or two about what to do with the Great Commission that also reached them. After this video you can't help but to say of the gospel, 'Ee-Taow!'

Daniel Dexter is the chairman of the evangelism committee at Christ Our Redeemer Lutheran Church in El Paso, Texas.



Multi-Language Publications
Bringing the Written Word to the World